

SUMMERLAND PAIRS

Tuesday 27 December, 2011

SECTION

- A**
- 1. Peter Martain/Steve Halmi (Con)
 - 2. Glen Pitts/Brett Dean (SL/EH)
 - 3. Mark Baker/Luke Edmunds (Tug/Coo)
 - 4. Ash Layton/Mick Layton (Bal/TP)
-
- B**
- 1. Walter Jacobs/Kelvin Kerkow (DB/ST)
 - 2. Ben McCall/Greg Stewart (SL)
 - 3. Rod Miles/Mark Holton (B)
 - 4. Shane Bennett/Reed Burgess (Als/Mus)
-
- C**
- 1. Glen Bailey/Bruce McNish (MH/Bro)
 - 2. Steve Massey/Mario Azzopardi (Con/Cab)
 - 3. Chris Forsyth/John O'Brien (B)
 - 4. Brian Lee/Tony Cheli (EL)
-
- D**
- 1. Peter Leeson/David Zorzo (B)
 - 2. Dick Aldridge/Brian Lamb (BB/TH)
 - 3. Ray Jones/Allan Jones (EL/WW)
 - 4. Rod McCabe/Delio Santarossa (Als/SL)
-
- E**
- 1. Mick Anderson/Kris Lehfeldt (B)
 - 2. Mark Thorley/David Mott (EL)
 - 3. David Fell/Kevin Troy (Als)
 - 4. Paul Forsyth/Tony Regan (ST/Bun)
-
- F**
- 1. Ron Erickson/John North (Mur/Kin)
 - 2. Ian Locke/Graham Higgins (Als/LH)
 - 3. Alex Holland/Bob Marty (Bri)
 - 4. Luke Jones/John Lang (EH)
-
- G**
- 1. Garry Burt/David Ball (Cas/EH)
 - 2. Dave Bennett/Bobby Dawson (ST)
 - 3. Jim Clark/Paul Clark (BB)
 - 4. Mark Spring/Dave Gardiner (MH/Bro)
-
- H**
- 1. John Balzarolo/Sammy White (Hel/Mus)
 - 2. Craig Teys/Aaron Teys (B/War)
 - 3. Shaun Dwyer/Tom Crumpton (Als/TT)
 - 4. Rick Barnes/Luke Wade (Cap/Bru)

Game 1		Game 2		Game 3		Result
Rink	Score	Rink	Score	Rink	Score	
1		10		22		
1		11		23		
2		10		23		
2		11		22		
3		12		24		
3		13		25		
4		12		25		
4		13		24		
5		22		1		
5		23		2		
6		22		2		
6		23		1		
8		24		3		
8		25		4		
9		24		4		
9		25		3		
10		1		5		
10		2		6		
11		1		6		
11		2		5		
12		3		8		
12		4		9		
13		3		9		
13		4		8		
22		5		10		
22		6		11		
23		5		11		
23		6		10		
24		8		12		
24		9		13		
25		8		13		
25		9		12		

1=White,

2=Red

3=Yellow

4=Green

SUMMERLAND PAIRS

Wednesday 28 December, 2011

SECTION

		Game 1		Game 2		Game 3		
		Rink	Score	Rink	Score	Rink	Score	Result
J	○ 1. Scott Thorning/Nathan Wise (Bel)	1		10		22		
	● 2. Chris Hooper/Paul Stagard (MP)	1		11		23		
	● 3. Glen Grady/Barry Evans (LH)	2		10		23		
	● 4. Phil Jordan/Ken Evans (MH/lps)	2		11		22		
K	○ 1. Alan Layton/Wayne Smith (TP)	3		12		24		
	● 2. Gordon Simms/Des Duller (McK/MH)	3		13		25		
	● 3. Garry Maloney/Justin Calandro (LH)	4		12		25		
	● 4. Ben Marshall/Glen Lyon (Gdn/MH)	4		13		24		
L	○ 1. Scott Gibson/Josh Greenhalgh (B)	5		22		1		
	● 2. Clinton Bailey/Jamie Smith (Bro/WML)	5		23		2		
	● 3. Paul Hart/Mel Alagich (Gre)	6		22		2		
	● 4. Jeff Ryan/Dale Jones (Spr)	6		23		1		
M	○ 1. Neil Burgess/Frank Vogel (LH/Mac)	8		24		3		
	● 2. John Bailey/Tony Williamson (TH)	8		25		4		
	● 3. Isaac Gardner/John Gardner (Jub/Cut)	9		24		4		
	● 4. Scott De Jong/Jason Carpenter (Bro/Hel)	9		25		3		
N	○ 1. Reece Wilson/Jamie Eichorn (LH/Y)	10		1		5		
	● 2. Noel Hodges/Keith Farrelly (McK/Bro)	10		2		6		
	● 3. Doug Lambert/Chris Teare (Woo/Grf)	11		1		6		
	● 4. Gordon Curry/Terry Knudson (EH)	11		2		5		
P	○ 1. Rob Grady/Troy Makin (LH/B)	12		3		8		
	● 2. Rod Smith/Brian Cornish (Bee)	12		4		9		
	● 3. Rex Foster/Bill Fredericks (EL/SL)	13		3		9		
	● 4. Ray Hickman/Andrew Wilton (ST McK)	13		4		8		
R	○ 1. Joe Mills/Shawn Baker (Red/Bro)	22		5		10		
	● 2. Trevor Clarke/Mark Bayliss (LWH)	22		6		11		
	● 3. Dennis Williams/Terry Lee (Gl/Bur)	23		5		11		
	● 4. Darren Hungerford/Clayton Rogers (Inv)	23		6		10		
S	○ 1. Richard Latta/Brendan Baker (EH/Val)	24		8		12		
	● 2. Richard Goldsworthy/Goeff Jensen (WT/Ind)	24		9		13		
	● 3. John Rafton/Paul Rafton (Bun)	25		8		13		
	● 4. Des Cann/Paul Vardy (Jin)	25		9		12		

1=White

2=Red

3=Yellow

4=Green

SUMMERLAND SINGLES

Friday 6th January, 2012

		Game 1		Game 2		Game 3		
		Rink	Score	Rink	Score	Rink	Score	Result
A	○ 1. David Zorzo (B)	1		10		22		
	● 2. Anthony Neven (WH)	1		11		23		
	● 3. Glen Bailey (MH)	2		10		23		
	● 4. Rob Parrella (Con)	2		11		22		
<hr/>		3		12		24		
B	○ 1. Richard Latta (EH)	3		13		25		
	● 2. Ralph Allan (MG)	4		12		25		
	● 3. Jamie Smith (WML)	4		13		24		
	● 4. Dave Gardiner (Bro)	5		22		1		
<hr/>		5		23		2		
C	○ 1. Neil Burgess (LH)	6		22		2		
	● 2. Keith Farrelly (Bro)	6		23		1		
	● 3. Tony Regan (Bun)	6		23		1		
	● 4. Ron Erickson (Mur)	8		24		3		
<hr/>		8		25		4		
D	○ 1. Kris Lehfeldt (B)	9		24		4		
	● 2. Mark Baker (Tug)	9		24		4		
	● 3. Brian Lamb (Bro)	9		25		3		
	● 4. Ian Locke (Als)	10		1		5		
<hr/>		10		2		6		
E	○ 1. Rob Grady (Hel)	11		1		6		
	● 2. Mario Azzopardi (Cab)	11		1		6		
	● 3. Des Duller (MH)	11		2		5		
	● 4. John Lang (EH)	12		3		8		
<hr/>		12		4		9		
F	○ 1. Mick Anderson (B)	13		3		9		
	● 2. Greg Kelly (TH)	13		3		9		
	● 3. Steve Massey (Con)	13		4		8		
	● 4. Rod McCabe (Als)	22		5		10		
<hr/>		22		6		11		
G	○ 1. Kelvin Kerkow (ST)	23		5		11		
	● 2. Glen Pitts (SL)	23		5		11		
	● 3. Alan Fawcett (Hor)	23		6		10		
	● 4. Steve Halmaj (Con)	24		8		12		
<hr/>		24		9		13		
H	○ 1. Delio Santarossa (SL)	25		8		13		
	● 2. Alan Abbott (Y)	25		8		13		
	● 3. Reece Wilson (LH)	25		9		12		
	● 4. Bruce McNish (MH)	25		9		12		

1=White

































2=Red

3=Yellow

4=Green

SUMMERLAND SINGLES

Saturday 7th January, 2012

SECTION		Game 1		Game 2		Game 3		
		Rink	Score	Rink	Score	Rink	Score	Result
J	<ul style="list-style-type: none">  1. Clayton Rogers (Inv)  2. Paul Jopson (PR)  3. Geoff Jensen (Ind)  4. Steve Jackson (Mac) 	1		10		22		
		1		11		23		
		2		10		23		
		2		11		22		
K	<ul style="list-style-type: none">  1. Rick Barnes (Cap)  2. Brian Cornish (Bee)  3. Paul O'Brien (Kaw)  4. Ken Evans (IpsU) 	3		12		24		
		3		13		25		
		4		12		25		
		4		13		24		
L	<ul style="list-style-type: none">  1. Ben Gray (SJP)  2. Peter Thompson (PP)  3. Glen Lyon (MH)  4. Scott De Jong (Bro) 	5		22		1		
		5		23		2		
		6		22		2		
		6		23		1		
M	<ul style="list-style-type: none">  1. Ian Taylor (Kin)  2. Ben McCall (SL)  3. Rex Foster (EL)  4. Brendan Baker (Val) 	8		24		3		
		8		25		4		
		9		24		4		
		9		25		3		
N	<ul style="list-style-type: none">  1. Troy Makin (B)  2. Phil Jordan (Bea)  3. Darren Hungerford (Inv)  4. Todd McIntosh (Ham) 	10		1		5		
		10		2		6		
		11		1		6		
		11		2		5		
P	<ul style="list-style-type: none">  1. Brian Baldwin (MH)  2. Jake Hudson (Ura)  3. Keith Donaldson (Bri)  4. Nathan Wise (Bel) 	12		3		8		
		12		4		9		
		13		3		9		
		13		4		8		
R	<ul style="list-style-type: none">  1. Mathew Pietersen (SJP)  2. Peter Conlon (Hel)  3. Peter Leon (FG)  4. Jamie Eichorn (Y) 	22		5		10		
		22		6		11		
		23		5		11		
		23		6		10		
S	<ul style="list-style-type: none">  1. Frank Vogel (Mac)  2. John Balzarolo (Hel)  3. Clinton Bailey (Bro)  4. Jamie Anderson (Cap) 	24		8		12		
		24		9		13		
		25		8		13		
		25		9		12		

1=White

2=Red

3=Yellow

4=Green